



USER REGISTRATION GUIDE

Follow these step-by-step instructions to create a Smart 911 profile and sign up for the new OBXAlerts notification system.

1. Navigate your web browser to the following link:
<https://www.smart911.com/smart911/ref/reg.action?pa=darenc>
2. Click the green “SIGN UP NOW” button.

3. Enter the required information (denoted by an asterisk*), and include an email address if you would like to receive alerts via email *and* phone. There is no “GROUP CODE” for that space - please disregard. Read the terms and conditions, check the agreement box, and click the “CREATE ACCOUNT” button.

First Name *

Last Name *

Receiving Assistance Someone is assisting me in setting up my account [?](#)

Email Address

User ID *
We recommend using your email address for your User ID.

Password * Password Requirements
8 or more characters
at least 1 lower case letter
at least 1 upper case letter
at least 1 number
at least 1 special character or symbol

Confirm Password *


Phone number *

Phone type * Mobile Other (Land Line, VOIP, Cable)

Receive profile update reminders on this phone? * Yes No [?](#)

Group Code (OPTIONAL): [?](#)

* I agree to the [Terms of Use](#).

CREATE ACCOUNT 

4. Now you can begin setting up a user profile. Entering your primary addresses (home, work, etc.) will help ensure that urgent messages that are applicable to a certain geographic area reach you in a timely manner.

Enter Address

Please enter your address below. This helps us determine which services are available in your area.

* = required field

Address Type * [?](#)

Street *

Apt / Unit / Suite

Floor

Building


Room

Seat

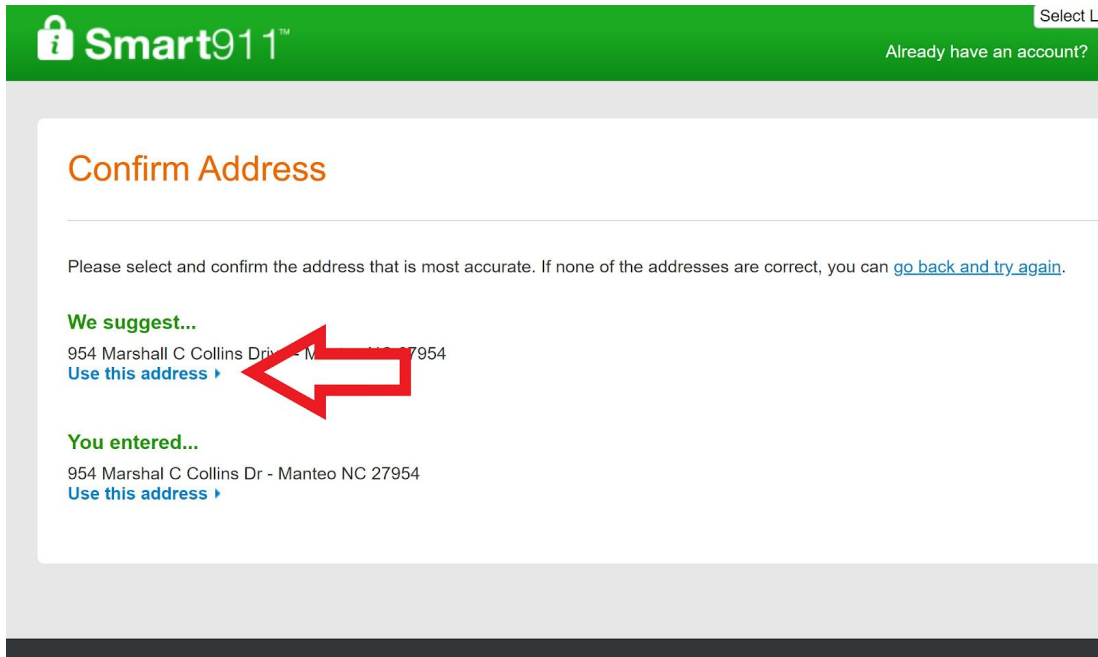
City *

State *

Zip *

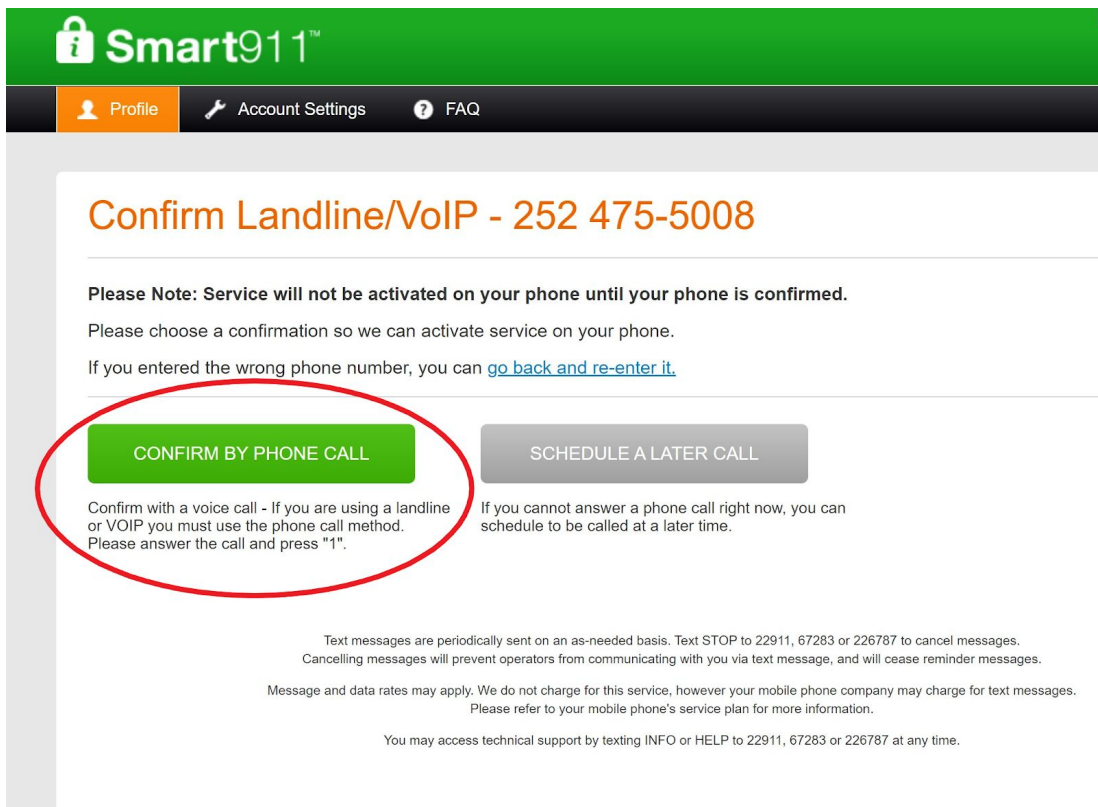
CONTINUE 

5. The system may or may not recognize the address as you entered it and could suggest using a similar address that is more recognizable. If so, we suggest that you choose the recommended address after checking it for accuracy.



The screenshot shows the Smart911 'Confirm Address' page. At the top, there is a green header with the Smart911 logo and a 'Select Location' button. Below the header, the page title is 'Confirm Address'. A message reads: 'Please select and confirm the address that is most accurate. If none of the addresses are correct, you can [go back and try again](#).' Underneath, there are two sections: 'We suggest...' and 'You entered...'. Both sections list the address '954 Marshall C Collins Drive - Manteo NC 27954' with a 'Use this address' link. A red arrow points to the 'Use this address' link in the 'We suggest...' section.

6. The system will need to confirm that the phone number you entered to receive alerts is valid. You can confirm the number via phone call right away or schedule the confirmation for a later time.



The screenshot shows the Smart911 'Confirm Landline/VoIP' page. At the top, there is a green header with the Smart911 logo. Below the header, there is a navigation bar with 'Profile', 'Account Settings', and 'FAQ' options. The page title is 'Confirm Landline/VoIP - 252 475-5008'. A message reads: 'Please Note: Service will not be activated on your phone until your phone is confirmed. Please choose a confirmation so we can activate service on your phone. If you entered the wrong phone number, you can [go back and re-enter it](#).' Below this, there are two buttons: 'CONFIRM BY PHONE CALL' (highlighted with a red circle) and 'SCHEDULE A LATER CALL'. Under the 'CONFIRM BY PHONE CALL' button, it says: 'Confirm with a voice call - If you are using a landline or VOIP you must use the phone call method. Please answer the call and press "1".' Under the 'SCHEDULE A LATER CALL' button, it says: 'If you cannot answer a phone call right now, you can schedule to be called at a later time.' At the bottom, there is a disclaimer: 'Text messages are periodically sent on an as-needed basis. Text STOP to 22911, 67283 or 226787 to cancel messages. Cancelling messages will prevent operators from communicating with you via text message, and will cease reminder messages. Message and data rates may apply. We do not charge for this service, however your mobile phone company may charge for text messages. Please refer to your mobile phone's service plan for more information. You may access technical support by texting INFO or HELP to 22911, 67283 or 226787 at any time.'

7. You have the option to add additional information to your profile, such as your date of birth and a profile picture. To read about privacy, [click here](#).

Edit Information for Carl

Provide details and critical care information about any people you want associated with your account. Any num
Providing this information is optional but will aid police and rescue personnel. Please provide a recent photo (e:

* = required field

First Name *

Middle Initial

Last Name *


Email Address

Receive profile update reminders to this Email? [?](#)
 Yes No

Date of Birth mm/yyyy

Gender Male Female Other

This person is frequently at (check at least one):
 954 Marshall C Collins Drive

Photo A current photo can help emergency responders quickly locate lost people.
 No file chosen 

8. Now you can select to opt in to OBXAlerts and any other alert lists you may be interested in, such as those organized by your town of residence. You can either click the box in the red circle or access alerts via the button beneath the red arrow.


Welcome, Carl.

Would you like to receive urgent notifications from Dare County NC?


YES NO

[Get Alerts from Dare County NC](#)


Hi, Carl


Profile Strength  90%

People / Household

 Carl Covid - covid19@darenc.com
Male - January, 2000
[Edit Basic Info](#) | [Edit Details and Medical Info](#) | [Remove](#)

Addresses

 954 Marshall C Collins Drive Manteo NC 27954
Office / Commercial
[Edit Basic Info](#) | [Edit Details](#) | [Remove](#)

 370 Airport Road Manteo NC 27954
House - Single Family
[Edit Basic Info](#) | [Edit Details](#) | [Remove](#)

Alerts

You are eligible for:

- Emergency Notifications from Dare County NC
- Dare County Emergency Alerts
- General Alert Notifications
- Severe Weather Alert Notifications
- OBX Beach Conditions
- Dare County Parks & Rec - Northern Beach Division
- Kill Devil Hills Emergency Alerts
- Manteo Public Notices
- Manteo Public Utilities Alerts
- Manteo Special Events
- Southern Shores Trash/Recycling Schedule
- Southern Shores Emergency Alerts
- Duck Emergency Alerts
- Kitty Hawk Emergency Alerts
- Nags Head Emergency Alerts

[Opt-in now >](#)

9. Select the alerts you would like to receive and the manner in which you prefer to receive them from the list and click "SAVE."

Notification	Text	Voice	Email
<input checked="" type="checkbox"/> Emergency Notifications from Dare County NC	<input type="checkbox"/>	<input type="checkbox"/>	<input checked="" type="checkbox"/>
<input checked="" type="checkbox"/> Dare County Emergency Alerts Emergency alerts from Dare County Emergency Management.	<input type="checkbox"/>	<input type="checkbox"/>	<input checked="" type="checkbox"/>
<input checked="" type="checkbox"/> General Alert Notifications General Alert Notifications are sent when there are incidents or events that are NOT an immediate danger to life or property in your monitored area; or as informational only. Examples include; mosquito fogging, siren testing, emergency drills or training.	<input type="checkbox"/>	<input type="checkbox"/>	<input checked="" type="checkbox"/>
<input checked="" type="checkbox"/> Severe Weather Alert Notifications Severe Weather Alert Notifications are sent in the event if / when Flood, Severe Thunderstorm and / or Tornado Warnings are distributed by NOAA for your monitored area.	<input type="checkbox"/>	<input type="checkbox"/>	<input checked="" type="checkbox"/>
<input checked="" type="checkbox"/> OBX Beach Conditions From mid-April until October 31st each year this group is used to provide subscribers with information on beach conditions. Subscribers will receive beach related weather alerts as they are issued by the National Weather Service for Dare and Hyde County.	<input type="checkbox"/>	<input type="checkbox"/>	<input checked="" type="checkbox"/>
<input type="checkbox"/> Dare County Parks & Rec - Northern Beach Division Information regarding the Northern Beach Division of Dare County Parks and Recreation Department	<input type="checkbox"/>	<input type="checkbox"/>	<input type="checkbox"/>
<input type="checkbox"/> Kill Devil Hills Emergency Alerts Used to issue emergency alerts in the Town of Kill Devil Hills.	<input type="checkbox"/>	<input type="checkbox"/>	<input type="checkbox"/>
<input checked="" type="checkbox"/> Manteo Public Notices Town of Manteo Public Notices (These will include board meetings, planned public projects, job postings, etc.)	<input type="checkbox"/>	<input type="checkbox"/>	<input checked="" type="checkbox"/>
<input checked="" type="checkbox"/> Manteo Public Utilities Alerts Public alerts of unexpected, non-emergency events that affect residents and businesses in the Town of Manteo. (Such items would include: boil water advisories, road closures, and unexpected public works projects.)	<input type="checkbox"/>	<input type="checkbox"/>	<input checked="" type="checkbox"/>
<input checked="" type="checkbox"/> Manteo Special Events Town of Manteo Special Events distribution list.	<input type="checkbox"/>	<input type="checkbox"/>	<input checked="" type="checkbox"/>
<input type="checkbox"/> Southern Shores Trash/Recycling Schedule Notices will be sent when adjustments are made to the normal schedule.	<input type="checkbox"/>	<input type="checkbox"/>	<input type="checkbox"/>
<input type="checkbox"/> Southern Shores Emergency Alerts Emergency alerts in the Town of Southern Shores.	<input type="checkbox"/>	<input type="checkbox"/>	<input type="checkbox"/>
<input type="checkbox"/> Duck Emergency Alerts Used to issue emergency alerts in the Town of Duck.	<input type="checkbox"/>	<input type="checkbox"/>	<input type="checkbox"/>
<input type="checkbox"/> Kitty Hawk Emergency Alerts Emergency alerts in the Town of Kitty Hawk.	<input type="checkbox"/>	<input type="checkbox"/>	<input type="checkbox"/>
<input type="checkbox"/> Nags Head Emergency Alerts Used to issue emergency alerts in Nags Head, North Carolina.	<input type="checkbox"/>	<input type="checkbox"/>	<input type="checkbox"/>

SAVE **CANCEL**

10. You should see which alerts you are signed up for in this space on your profile.

Smart911™
Select Language ▾

Hi, Carl | Sign Out

Profile Alerts Account Settings FAQ Print

Hi, Carl Profile Strength

100%

Alerts

You are currently opted into:

- Emergency Notifications from Dare County NC

You are eligible for:

- Dare County Parks & Rec - Northern Beach Division
- Kill Devil Hills Emergency Alerts
- Southern Shores Trash/Recycling Schedule
- Southern Shores Emergency Alerts
- Duck Emergency Alerts
- Kitty Hawk Emergency Alerts
- Nags Head Emergency Alerts

[Opt-in now ▶](#)

Preferences

You are currently opted into:

- Sharing your profile to support emergency

11. You have the option to add more information to your profile, such as emergency contacts, vehicle descriptions, fire hydrant location closest to your home, etc. This is not required but may be useful to public safety officials during emergencies.

The screenshot shows a profile settings page with four sections, each with an icon, a title, a description, and an 'ADD' button:

- Emergency Contacts:** Includes an orange person icon. Text: "You have not added any Emergency Contacts. [Add now](#) ▶".
- Preferred Providers:** Includes an orange person icon. Text: "You have not yet listed any Preferred Providers. These can include your specific air ambulance, ground ambulance, and hospital choices. [Add one now](#) ▶".
- Vehicles:** Includes an orange car icon. Text: "You have not added any Vehicles. [Add now](#) ▶".
- Animals:** Includes an orange paw print icon. Text: "You have not added any Animals. [Add now](#) ▶".

12. You can also select in your preferences the option to share information with Dare County, North Carolina to support emergency preparedness. This may be helpful if you have special medical needs or other considerations that should be known by public safety officials in the event of an emergency (if you need help evacuating, have service animals, etc.).

The screenshot shows a 'Preferences' section with the following options:

- Share my Profile with Dare County NC to support emergency preparedness.** Your data can help emergency managers strengthen their plans for responding to and recovering from natural disasters or other emergencies. This can include identifying those that require extra help during an evacuation, or determining the type and quantity of supplies that should be kept on-hand.
- Share my Smart911 Profile when I dial 9-1-1.** Your profile can deliver valuable information to 9-1-1 and first responders, such as medical conditions, address details, and emergency contacts. This information can save valuable time during an emergency.

At the bottom of the preferences section are three buttons: a green 'SAVE' button, a grey 'REMOVE ACCOUNT' button, and a grey 'CANCEL' button.